

Operations scenario

SRI A.L.N.REDDY
Senior Divisional Operations Manager /Guntur

Guntur Division was operationalised with effect from **1st April, 2003** with a jurisdiction of 629.22 Route Kilometres (573 RKM diesel traction + 56 RKM Electric Traction) by amalgamating 3 sections of 3 adjacent divisions viz., 369.39 Kms. from BZA Division, 141.29 from Guntakal Division and 107.88 Kms, from Secunderabad Division. Now, with the addition of 10.74 route kilometers of Vishnupuram-Janpahad section, the Division route kilometers enhanced to **629.22** Kms.

Guntur Division has a total of 61 stations (59 Block Stations, 2 Block Cabins). All the Block stations and Cabins are equipped with panel-interlocking with Multiple Aspect colour light signalling except Macherla which is a terminal station

This division is serving industrial as well as agriculturally rich areas.

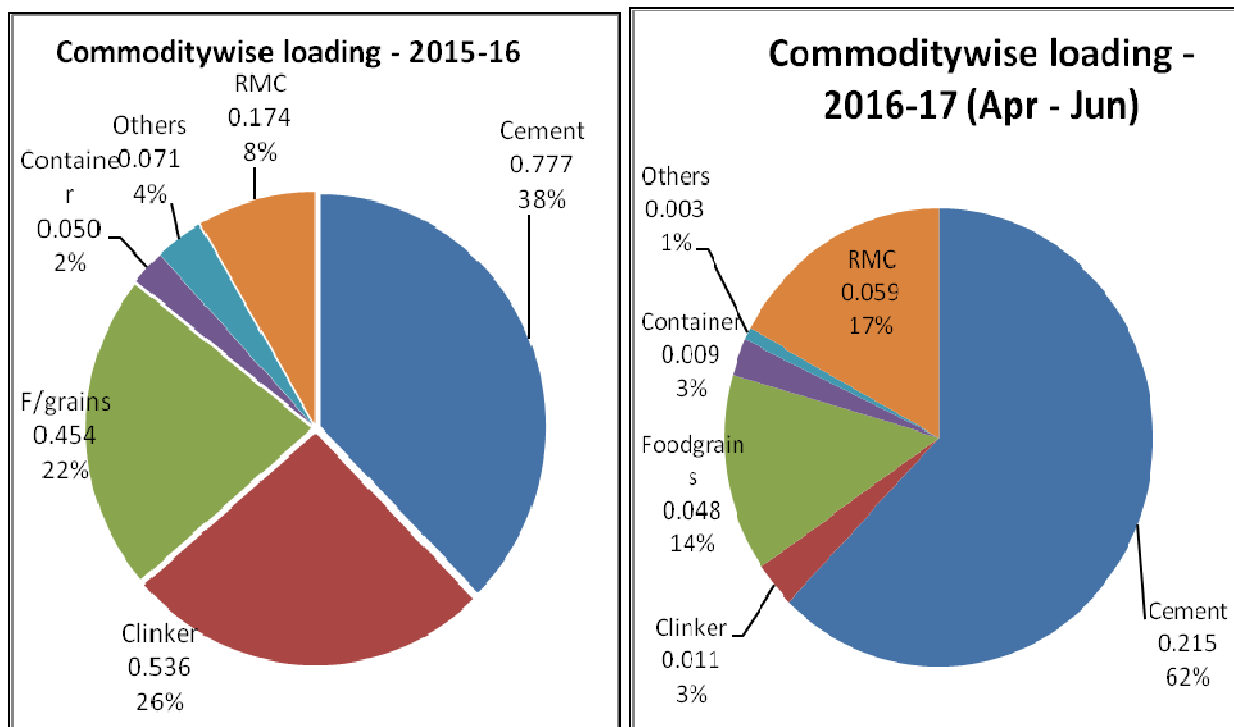
Outward traffic: Cement industries which served by Railways located in Guntur Division are:

1. M/s India Cements Ltd - serving station - ICL siding / Vishnupuram,
2. M/s Penna Cements Ltd - serving station - MPJP siding / Janpahad station,
3. M/s Deccan cements Ltd - serving station - Janpahad station
4. M/s Jaypee (Andhra) Cements Ltd - serving station - Nadikudi station. and
5. M/s JSW cements - serving station - Nandyal station

The details of commodities handled at the loading stations in Guntur division are as follows.

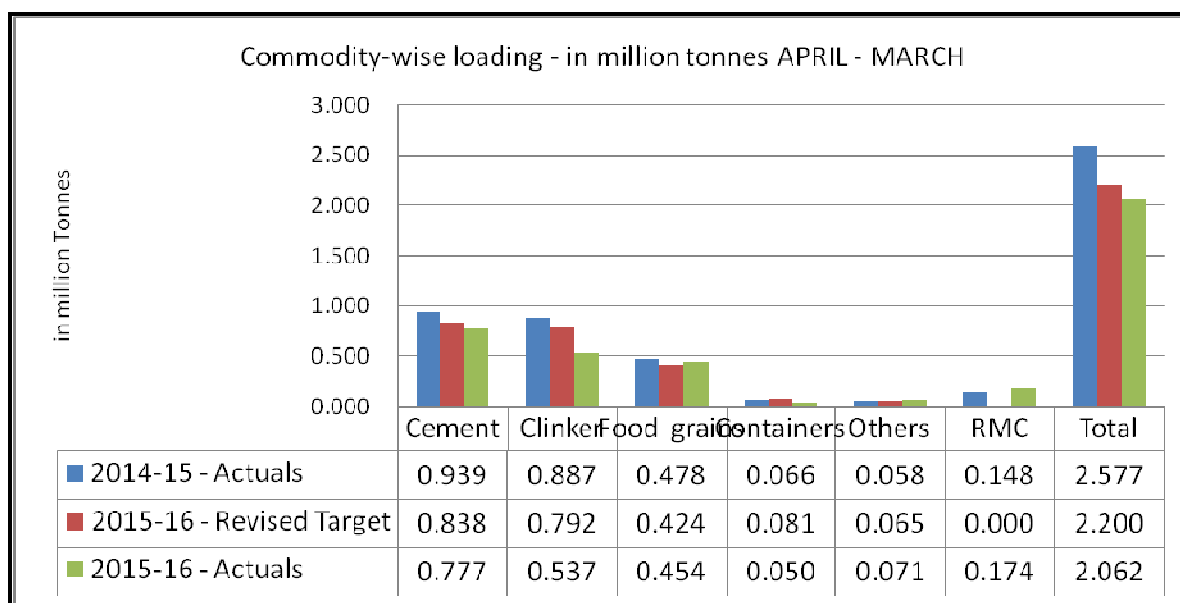
S. No	To station	Loading Commodities	S. No	To station	Loading Commodities
1	M/s India Cements Ltd – Vishnupuram (ICLV)	Cement & Clinker	7	Guntur Concor siding (CNGT)	Containers
2	Penna Cement siding – Janpahad (MPJP)	Cement	8	Chityala	Rice
3	Janpahad	Cement	9	Food Corporation of India - Nalgonda (PFCI)	Rice
4	Nandyal	Cement, Clinker, Maize	10	Food Corporation of India – Miryalaguda (FCIM)	Rice
5	Nadikude	Cement	11	M/s Matrix ware housing Pvt. Ltd – Miryalaguda (MWMS)	Rice
6	Reddipalem Goods	Multi commodities, C.S.Husk, Maize, F.P.Cotton, Fertilizers (R/B),	12	Narasaraopet	Rice

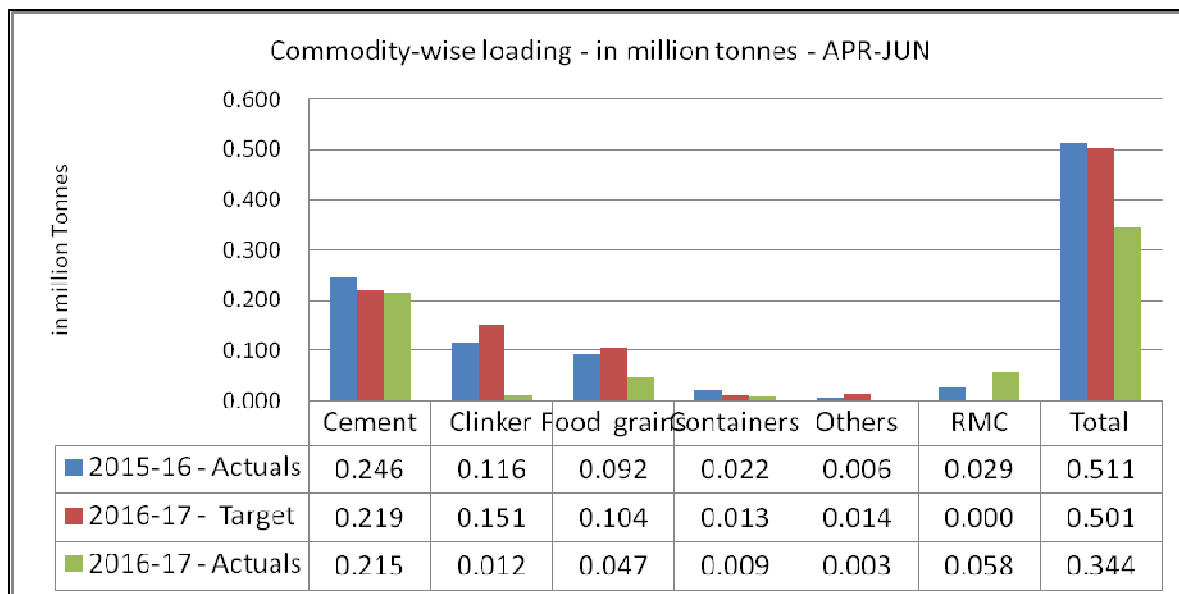
Outward traffic consists—(1) Cement- 38%,(2) Clinker – 26% (3) Food grains- 22%, (4) Containers -2%, (5) Other commodities - 4%. & (6) RMC - 8% (2015-16) and the details are as follows.



During 2015-16, about 2.062 M.T.s of originating freight traffic moved, earned freight of Rs.259.33 Crores.

(i) **Commodity-wise loading - in million tonnes – FY 2015-2016 :**



(ii) **Commodity-wise loading - in million tonnes – FY 2016-17 (APR – JUN) :**(iii) **Earnings Performance – FY 2015-16**

From the Head	April - March				
	Target 2015-16	Performance		% Variation with	
		2014-15	2015-16	2014-15	Target
Goods	253.66	276.84	259.33	-6.32	2.24

(iv) **Earnings Performance – FY 2016-17 (APR – JUN):**

From the Head	Target 2016-17	To the end of APR'16 - JUN'16				
		Target 2016-17	Performance		% Variation with	
			2015-16	2016-17	2015-16	Target
Goods	284.51	58.67	71.14	43.05	-39.5	-26.6

Inward traffic: The details of commodities handled at the unloading stations in Guntur division are as follows.

S. No.	To station	Unloading Commodities	S. No.	To station	Unloading Commodities
1	Reddipalem Goods	Fertilizers, Rice, Tractors, Containers (CNGT)	7	Gurajala	Coal
2	Nandyal	Fertilizers, Rice, Slag	8	M/s India Cements Ltd - Vishnupuram (ICLV)	Coal, Gypsum, Slag
3	Narasaraopet	Fertilizers, Rice	9	Penna Cement siding - Janpahad (MPJP)	Coal
4	Miryalaguda	Fertilizers, Rice	10	Janpahad	Coal
5	Nalgonda	Manganese ore	11	Pondugula	Coal
6	Nadikude	Rice & paddy	12	Chityala	Steel billets

Quantum of traffic dealt: Apart from the originating trains, several through loads are being run on the division with majority of trains running with CC+8 / CC+6 loads on KCC-NDL / NDL-KCC section which is part of the route connecting power houses located at Muddanoor / Raichuru. The interchange has been maintained at an average of 29.3 trains per day during 2016-17 (APR – JUN).

YEAR	KCC		TEL		NDL		PGDP		TOTAL	
	T/O	H/O	T/O	H/O	T/O	H/O	T/O	H/O	T/O	H/O
2016-17 (APR-JUN)	7.3	7.1	0.4	0.6	6.0	6.7	1.0	0.2	14.7	14.6

Speed of Goods trains:- on Guntur division is as follows.

(Source: CTR – 9 statistical figs.)

Section	Distance in KMs	Apr'14 - Mar'15			Apr'15 - Mar'16		
		UP	DN	Avg	UP	DN	Avg
NLPD – NDKD	90.25	30.5	24.4	27.4	32.7	25.6	29.2
NDKD – NRDP	148.67	26.0	25.8	25.9	27.3	27.1	27.2
NLPD – DKD	115.08	32.6	32.5	32.6	33.2	33.0	33.1
DKD - NDL	136.90	32.4	32.4	32.4	33.6	32.3	33.0
		Average		30.5	Average		31.5

Coaching Operations:

1. Guntur being a new division also visualized its dream of setting up one new station i.e. “ New Guntur Station” and opened for traffic on 15.02.05. Three pairs of Express trains 16031/16032 MAS-JAT-MAS, 16093/16094 MAS-LKO-MAS, 17643/17644 MAS-COA-MAS have been diverted via New Guntur coaching terminal without touching Guntur yard.
2. There were 22 Express trains & 32 passenger trains running on this division per day before formation and after 01.04.03, the division is running 36 Expresses & 60 passengers per day with facility of running DEMUs/MEMUs, meeting local commuter needs.

Punctuality: Division has judicious and best utilization of sectional booked speed / MPS of 95/100 KMPH on the division and excelled in punctuality exceeding targets set by administration in achieving Super fast /Mail / Express trains Punctuality by proper planning and close monitoring of operations.

S. No.	Subject	Target FY 16-17	16-17 APR - JUN	15-16 APR -JUN	Variation % age over L/Yr	Variation % age over Target
1	Mail / Exp. Punctuality	98%	98.0%	97.0%	1.0%	0%
2	Passenger punctuality	98%	95.6%	93.8%	1.8%	- 2.4%
3	Over All Train punctuality	98%	96.5%	95.0%	1.5%	- 1.5%

FOIS and COIS:

1. For up-to-date Railway transport monitoring for both freight and coaching train operations effectively, latest devices such as Freight Operations information system & Coaching operations information system were put into service with computer terminals.

RMS terminals – RMS terminals are located in the control office. Freight operations data is being fed.

TMS terminals – There are 10 fully operated TMS terminals where the work of all commercial formalities are being done. 1. Miryalaguda, 2. Vishnupuram, 3. Nalgonda, 4. Donakonda, 5. Narasaraopet, 6. Nadikudi, 7. Chityal 8. Reddipalem, 9. ICL/VNUP and 10. Nandyal.

Non- device concept - Terminals where TMS systems are not provided. The commercial work is being connected to nearest terminal. 1. Pondugula, Macherla, Guruzala stations are connected to Nadikudi and 2. CONCOR operations are connected to Reddipalem.

Computerized control charting: The charting of control boards i.e. Pagidipalli Board & Nandyal Board have been computerized and made operational from Jan., 2008 as computerized charting is more effective for train controlling as well as forecasting.

Traffic facilities were completed since the formation of Guntur division:

- ❖ Thirteen (13) **New crossing stations** at Perecherla (30/03/07), Munumaka (04/02/07), Jaggambhotla Krishnapuram (29/09/07), Sangamjagarlamudi (22/03/10), Cheekateegalapalam (02/04/10), Nudurupadu (27/09/10), Potlapadu (30/09/11), Yadavalli (01/03/12), Janphad (13/10/12), Nandipalli (11/07/13) and Bommaipalli (09/10/13), Vemuru (11/03/16) and Rayanaguda (13/06/16) have been commissioned. Work is in progress at Kukukadam.
- ❖ **Additional loop line with Simultaneous reception and dispatch facilities** at 11 stations i.e. Bellamkonda, Pedakurapadu, Thipparthi, Kondrapol, Perecherla, Kurichedu, Savalyapuram, Gajjalakonda, Gundalakamma, Somidevipalli, Rammannapet have been commissioned. Work is in progress at Bandarupalli.
- ❖ **Five 3 line stations were provided with Simultaneous reception and dispatch facilities** i.e. Valigonda, Chityala, Cumbum, Giddalur and Pondugula..

Commissioning of new sidings / PFTs:

- (i) Sri Sai Balaji warehousing & logistics Pvt Ltd PFT at **THIPPARTHI** station is expected to be commissioned during Dec'2016. Commitment is given by the party to load 5 outward rakes of food grains and 2 inward rakes of fertilizers per month from this siding.
- (ii) M/s My Home industries Ltd proposed Railway Siding served by **PONDUGULA** Railway station.
- (iii) M/s Deccan Cements Ltd is likely to be commissioned Railway Siding served by **JANPHAD** Railway station during AUG'2016.

Cleanliness Activities on Guntur Division:-

Category	No.	STATIONS	REMARKS
A	01	GNT	Outsourcing handled by Medical department
B	02	NDL	Outsourcing handled by Medical department
	00	NLDA	Outsourcing handled by Medical department
D	13	MRGA, RAL, NDKD MAG,SAP,MCLA, PGRL,NRT, VKN, DKD,MRK, CBM, GID	Now being done through imprest cash. Outsourcing for RAL station is given to M/s. Anu Manpower Services w.e.f. 25/06/2016
E	43	All other Stations	Cleanliness process is being carried out through imprest cash on day to day basis.
Total	59		

Making the system ready: The attention is focused in overcoming the existing infrastructural constraints pertaining to operations so as to keep the system ready to handle additional traffic through various measures aimed at

- The speed of trains on the loop lines at all stations is increased from 15 kmph to 30 kmph duly providing high speed switches except Nambur & Mangalagiri.
- new crossing stations,
- additional loops,
- simultaneous reception / despatch facilities, multiple colour light signalling and
- token less working,
- development of loading / unloading platforms and
- Approach roads at freight terminals etc.

Their progress is followed up with missionary zeal to achieve new milestones in freight business in the coming years.

वरिष्ठ मंडल परिचालन प्रबंधक/गुंटूर
Sr.DOM/GNT